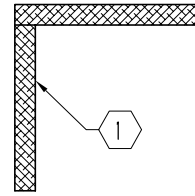
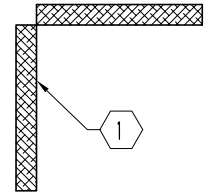


NOTES:

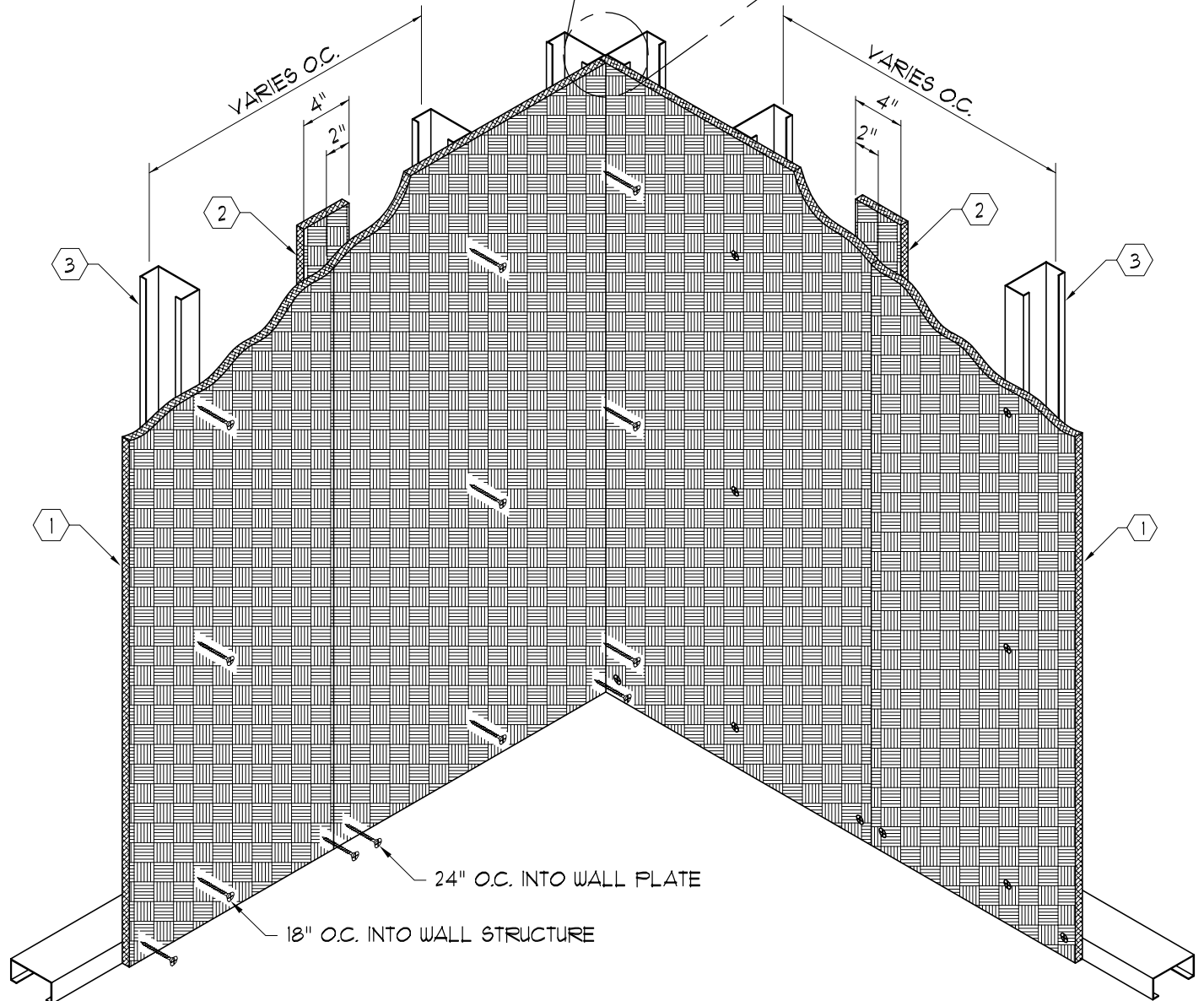
- ① UL LISTED ARMORTEX® BULLET RESISTANT FIBERGLASS PANEL
- ② BATTEN STRIP (CUT FROM FIBERGLASS FULL SHEET)
- ③ STEEL OR WOOD STUDS (BY OTHERS)
- ④ JOINTS BETWEEN FIBERGLASS PANELS MUST BE KEPT AS TIGHT AS POSSIBLE



ACCEPTABLE



UNACCEPTABLE



(BULLET RESISTANT PANEL SHOULD BE INSTALLED WITH FULL LOAD RESTING SECURELY AGAINST SLAB. ANCHOR TO WALL PLATE AND WALL STRUCTURE AS SHOWN.)

REVISIONS

| No. | DESCRIPTION | DATE |
|-----|-------------|------|
| | | |
| | | |
| | | |

SAFEGUARD SECURITY SERVICES, Ltd.

4728 GOLDFIELD, BLDG. 8 SAN ANTONIO, TX. 78218
 TEL: 210-661-8306 800-880-8306 FAX: 210-661-8308

TITLE:
 ARMORTEX® BULLET RESISTANT
 FIBERGLASS INSTALLATION
 UNLESS OTHERWISE SPECIFIED
 ALL DIMENSIONS ARE IN INCHES

PROJECT NAME:
 SCALE: NONE
 PROJECT No.:

BALLISTIC LEVEL

| | |
|-------------------------|-------------------|
| DRN.BY: A. Perez | DATE: 03-14-03 |
| CHKD.BY: | DATE: |
| DRAWING No. F1010504 | SHEET 1 OF 1 |